

PROJECT ADDRESS

St. Gothard Road,  
SE27

CLIENT

NC & BC

DRAWING TITLE

Proposed Ground Floor  
Plan & Proposed Roof Plan

Drawings to be read in conjunction with the relevant drawing and specification. Figured dimensions only. Dimensions should not be relied upon for the purposes of ordering material or placing sub-contractor orders. Third parties to take their own site measurements. Site boundaries are indicative only and are subject to confirmation with land registry. A party wall surveyor should be consulted to ascertain whether adjoining owners are notifiable, on planning drawings, all structural beams, openings, lintels and any other bearings are indicative and are subject to review from a structural engineer. All drawings are subject to onsite inspection.

DRAWING NO.

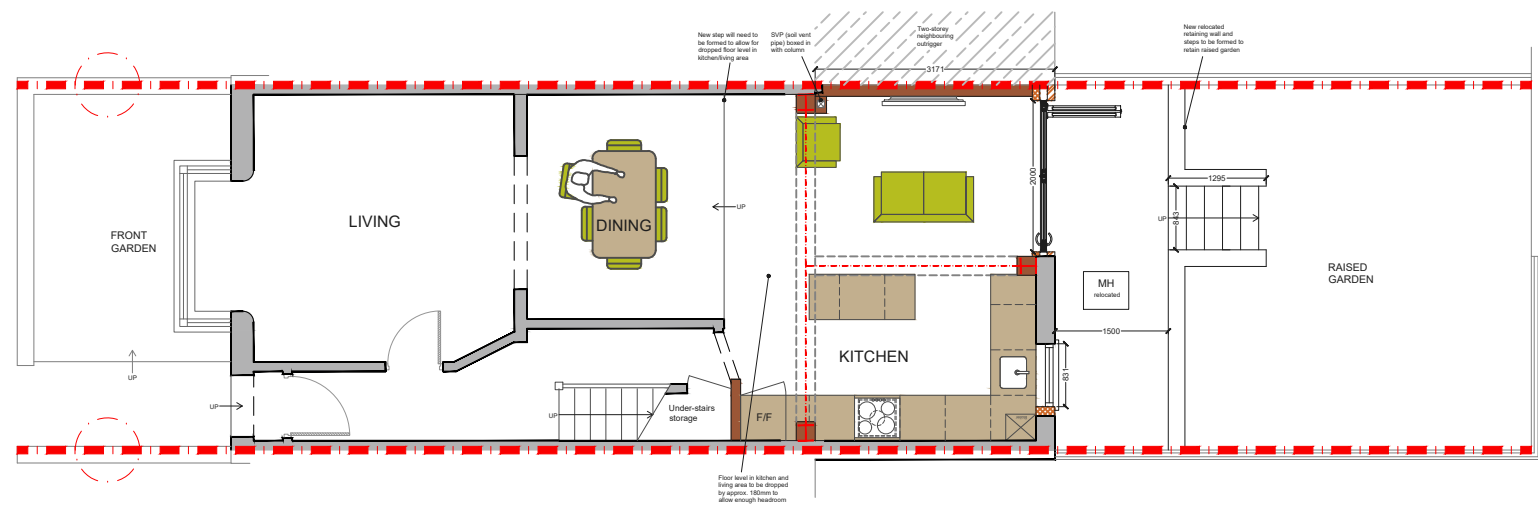
**2PD - 01**

REV.

DATE:

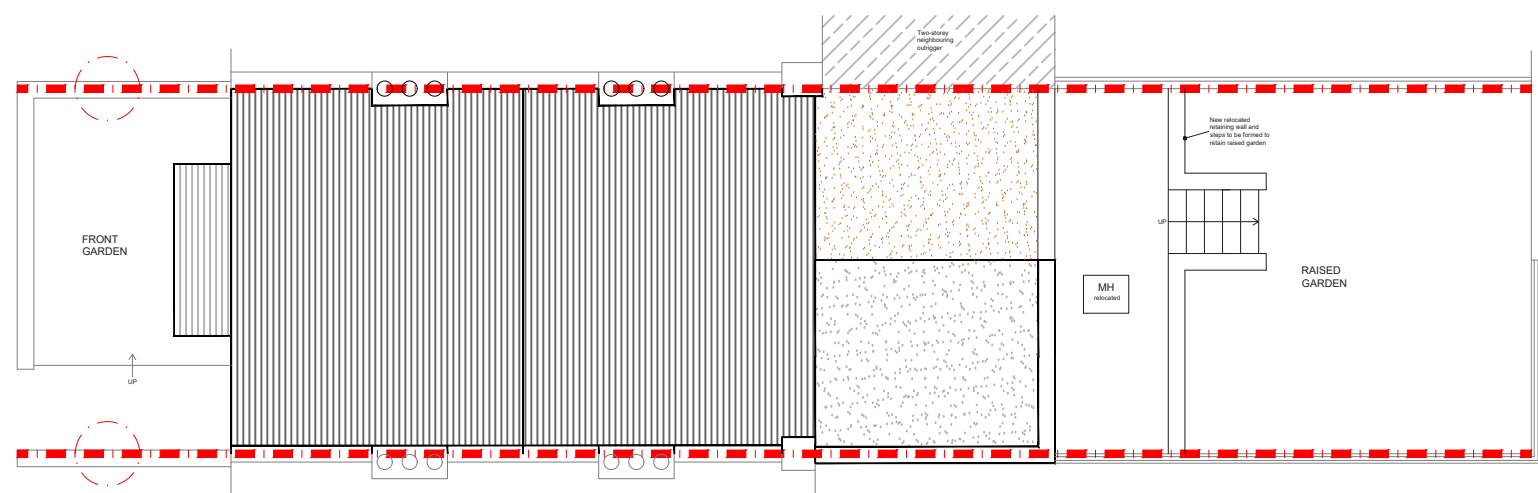
06-07-2022

NOTES



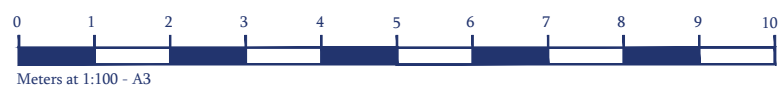
PROPOSED GROUND FLOOR PLAN  
SCALE 1:100

NOTES: All detailed measurements are approximate.  
NOTES: All measurements of neighbouring properties are approximate including garden levels and will be subject to Party Wall Matters.



PROPOSED ROOF PLAN  
SCALE 1:100

NOTES: All detailed measurements are approximate.  
NOTES: All measurements of neighbouring properties are approximate including garden levels and will be subject to Party Wall Matters.



PROJECT ADDRESS

St. Gothard Road,  
SE27

CLIENT

NC & BC

DRAWING TITLE

Proposed Rear Elevation &  
Proposed Side Elevation

Drawings to be read in conjunction with the relevant drawing and specification, figured dimensions only. Dimensions should not be relied upon for the purposes of ordering material or placing sub-contractor orders. Third parties to take their own site measurements. Site boundaries are indicative only and are subject to confirmation with land registry. A party wall surveyor should be consulted to ascertain whether adjoining owners are notifiable, on planning drawings, all structural beams, openings, lintels and any other bearings are indicative and are subject to review from a structural engineer. All drawings are subject to onsite inspection.

DRAWING NO.

2PD - 02

REV.

DATE:

06-07-2022

NOTES

