

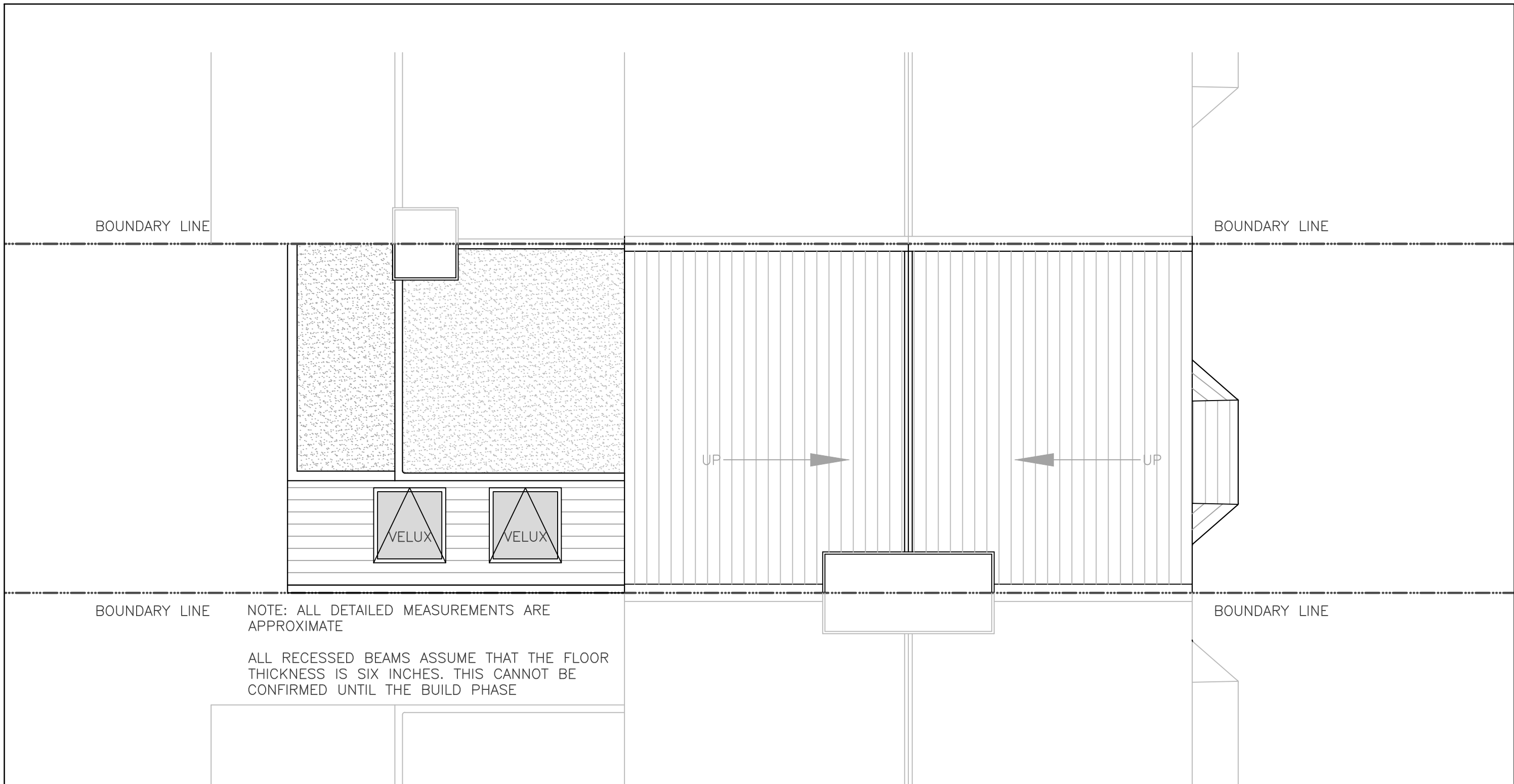
NOTE: ALL DETAILED MEASUREMENTS ARE APPROXIMATE

ALL RECESSED BEAMS ASSUME THAT THE FLOOR THICKNESS IS SIX INCHES.  
THIS CANNOT BE CONFIRMED UNTIL THE BUILD PHASE

PROPOSED GROUND FLOOR PLAN  
1:50



|     |      |       |        |         |               |                               |       |             |   |    |      |   |
|-----|------|-------|--------|---------|---------------|-------------------------------|-------|-------------|---|----|------|---|
|     |      |       | CLIENT | MA & JH | PROJECT       | STIRLING ROAD<br>E17          | SCALE | 1:50@A3     | DRAWING NO.   | 01 | REV. | A |
|     |      |       |        |         | DRAWING TITLE | PROPOSED GROUND<br>FLOOR PLAN | DATE  | DRAWN<br>SD |   |    |      |   |
| REV | DATE | NOTES |        |         |               | <p>Meters @ 1:50@ A3</p>      |       |             | <p><b>designteam</b><br/>the kitchen extension company<br/>342 Clapham Road London SW9 9AJ<br/>Tel: 0207 242 5353<br/>hello@designteam.co.uk<br/>www.designteam.co.uk</p> |    |      |   |



BOUNDARY LINE

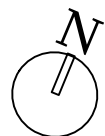
BOUNDARY LINE

BOUNDARY LINE

BOUNDARY LINE

NOTE: ALL DETAILED MEASUREMENTS ARE APPROXIMATE

ALL RECESSED BEAMS ASSUME THAT THE FLOOR THICKNESS IS SIX INCHES. THIS CANNOT BE CONFIRMED UNTIL THE BUILD PHASE



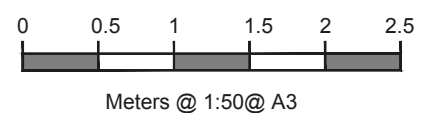
| REV | DATE | NOTES |
|-----|------|-------|
|     |      |       |
|     |      |       |
|     |      |       |

|        |                    |
|--------|--------------------|
| CLIENT | <b>MA &amp; JH</b> |
|--------|--------------------|

|               |                               |
|---------------|-------------------------------|
| PROJECT       | <b>STIRLING ROAD<br/>E17</b>  |
| DRAWING TITLE | <b>PROPOSED<br/>ROOF PLAN</b> |

|       |                |
|-------|----------------|
| SCALE | <b>1:50@A3</b> |
| DATE  | <b>SD</b>      |

|             |           |
|-------------|-----------|
| DRAWING NO. | <b>02</b> |
| REV.        | <b>A</b>  |



**designteam**  
the kitchen extension company

342 Clapham Road  
London  
SW9 9AJ

Tel: 0207 242 5353  
hello@designteam.co.uk  
www.designteam.co.uk



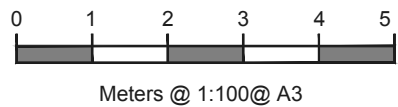
| REV | DATE | NOTES |
|-----|------|-------|
|     |      |       |
|     |      |       |
|     |      |       |

|        |         |
|--------|---------|
| CLIENT | MA & JH |
|--------|---------|

|               |                                  |
|---------------|----------------------------------|
| PROJECT       | STIRLING ROAD<br>E17             |
| DRAWING TITLE | PROPOSED ELEVATIONS<br>& SECTION |

|       |             |
|-------|-------------|
| SCALE | 1:100@A3    |
| DATE  | DRAWN<br>SD |

|             |      |
|-------------|------|
| DRAWING NO. | REV. |
| 03          | A    |



**designteam**  
the kitchen extension company

342 Clapham Road  
London  
SW9 9AJ

Tel: 0207 242 5353  
hello@designteam.co.uk  
www.designteam.co.uk