

NOTES: All detailed measurements are approximate.

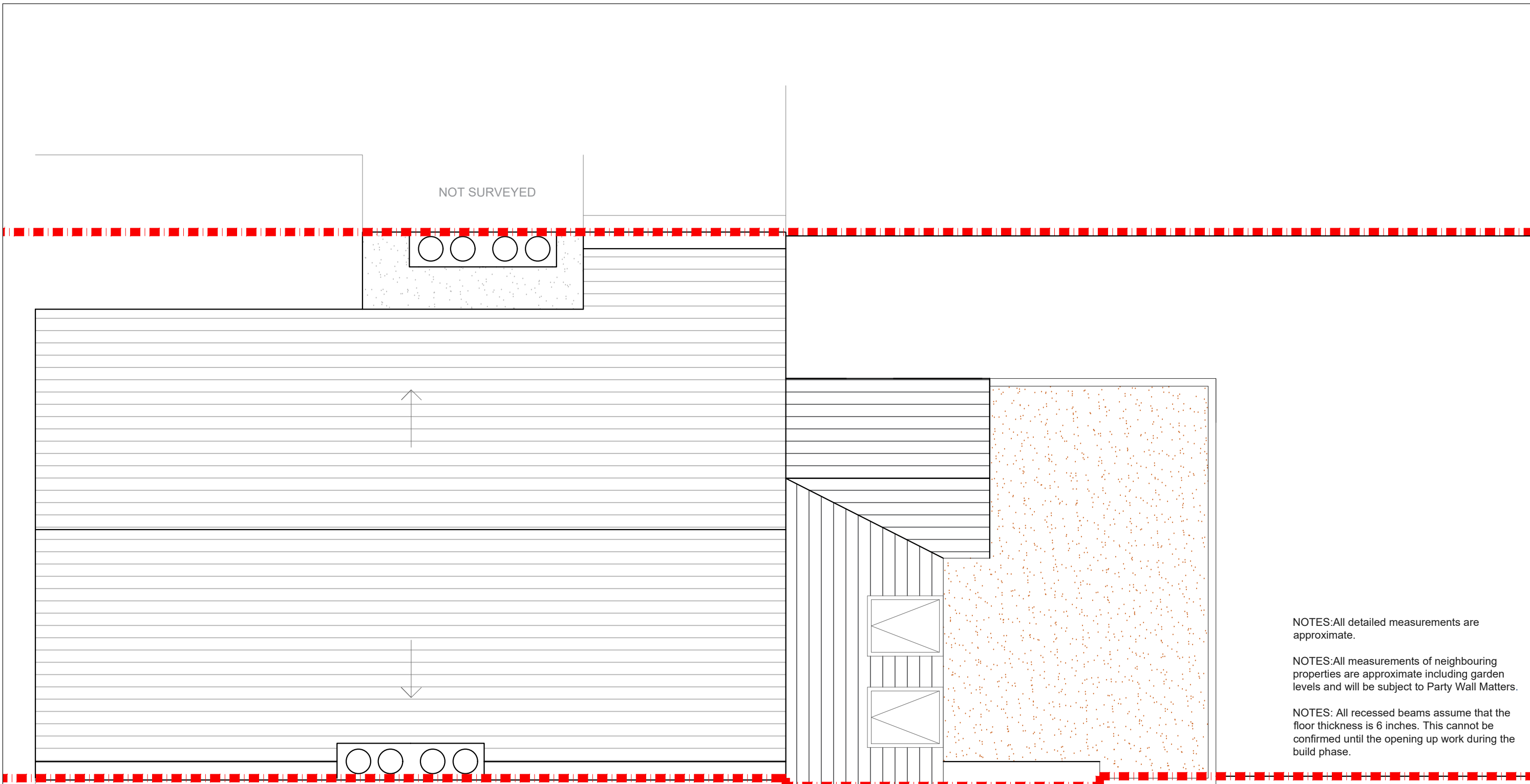
NOTES: All measurements of neighbouring properties are approximate including garden levels and will be subject to Party Wall Matters.

NOTES: All recessed beams assume that the floor thickness is 6 inches. This cannot be confirmed until the opening up work during the build phase.

PROPOSED GROUND FLOOR PLAN
SCALE 1:50

NOT SURVEYED

			CLIENT	PO		PROJECT	HALESWORTH ROAD		SCALE	1:50@A3	DRAWING NO.	P - 1	REV.	
						DRAWING TITLE	PROPOSED GROUND FLOOR PLAN		DATE	01-10-18	DRAWN	SH		
REV	DATE	NOTES							<p>Meters @ 1:50@ A3</p>					
									<p>342 Clapham Road London SW9 9AJ Tel: 0207 242 5353 hello@designteam.co.uk www.designteam.co.uk</p>					



NOTES: All detailed measurements are approximate.


NOTES: All measurements of neighbouring properties are approximate including garden levels and will be subject to Party Wall Matters.

NOTES: All recessed beams assume that the floor thickness is 6 inches. This cannot be confirmed until the opening up work during the build phase.

PROPOSED ROOF PLAN
SCALE 1:50

NOT SURVEYED

			CLIENT	PO		PROJECT	HALESWORTH ROAD		SCALE	1:50@A3	DRAWING NO.	P - 2	REV.	
						DRAWING TITLE	PROPOSED ROOF PLAN		DATE	17-07-18	DRAWN	EW		
REV	DATE	NOTES							<p>Meters @ 1:50@ A3</p>					
									<p>342 Clapham Road London SW9 9AJ Tel: 0207 242 5353 hello@designteam.co.uk www.designteam.co.uk</p>					

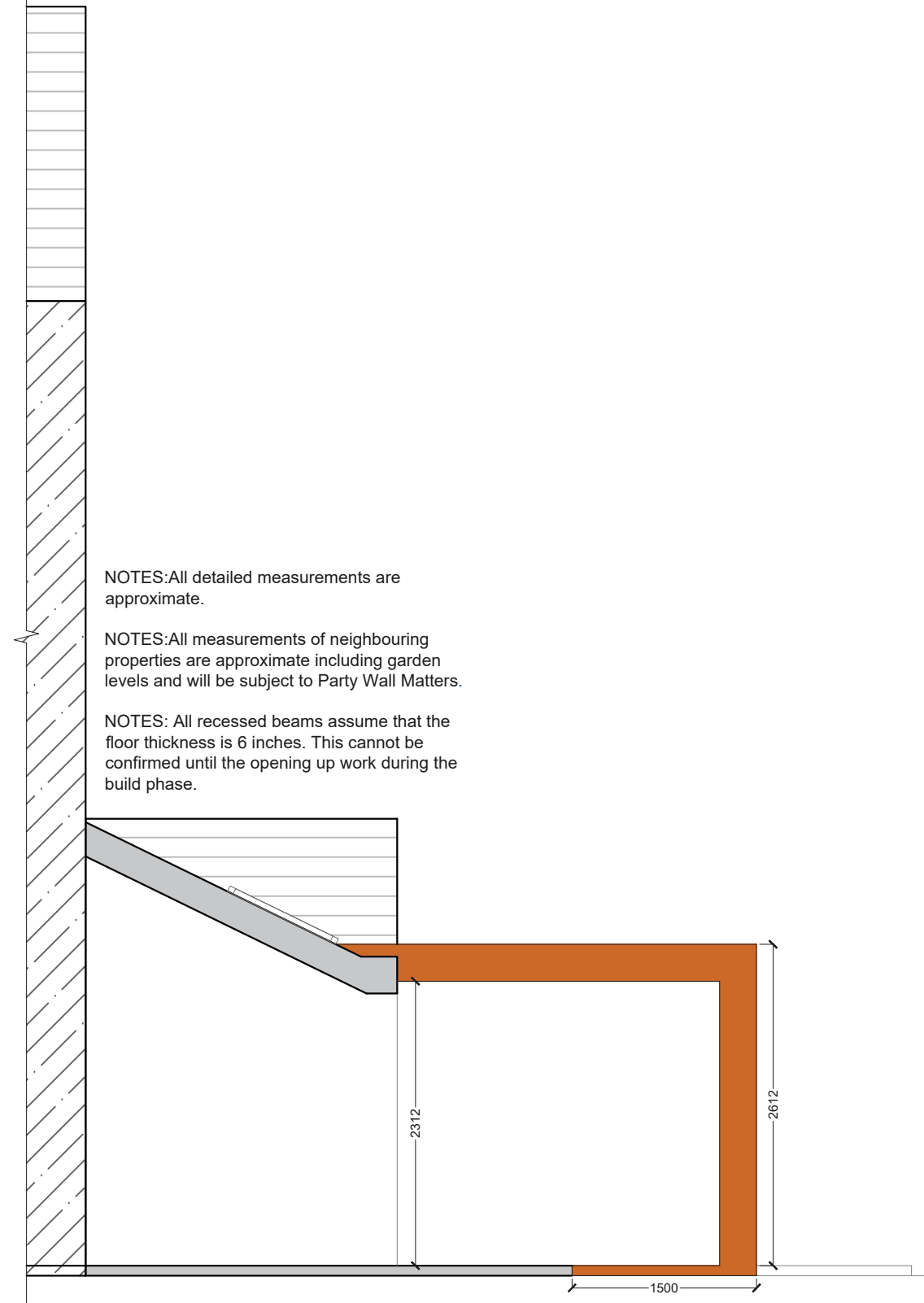


NOTES: All detailed measurements are approximate.

NOTES: All measurements of neighbouring properties are approximate including garden levels and will be subject to Party Wall Matters.

NOTES: All recessed beams assume that the floor thickness is 6 inches. This cannot be confirmed until the opening up work during the build phase.

PROPOSED SIDE ELEVATION
SCALE 1:50



NOTES: All detailed measurements are approximate.

NOTES: All measurements of neighbouring properties are approximate including garden levels and will be subject to Party Wall Matters.

NOTES: All recessed beams assume that the floor thickness is 6 inches. This cannot be confirmed until the opening up work during the build phase.

PROPOSED SIDE SECTION
SCALE 1:50

			CLIENT	PO	PROJECT	HALESWORTH ROAD	SCALE	1:50@A3	DRAWING NO.	P - 3	REV.	
					DRAWING TITLE	PROPOSED SIDE ELEVATION AND SECTION	DATE	17-07-18	DRAWN	EW		
REV	DATE	NOTES					<p>Meters @ 1:50@ A3</p>			<p>342 Clapham Road London SW9 9AJ</p> <p>Tel: 0207 242 5353 hello@designteam.co.uk www.designteam.co.uk</p>		