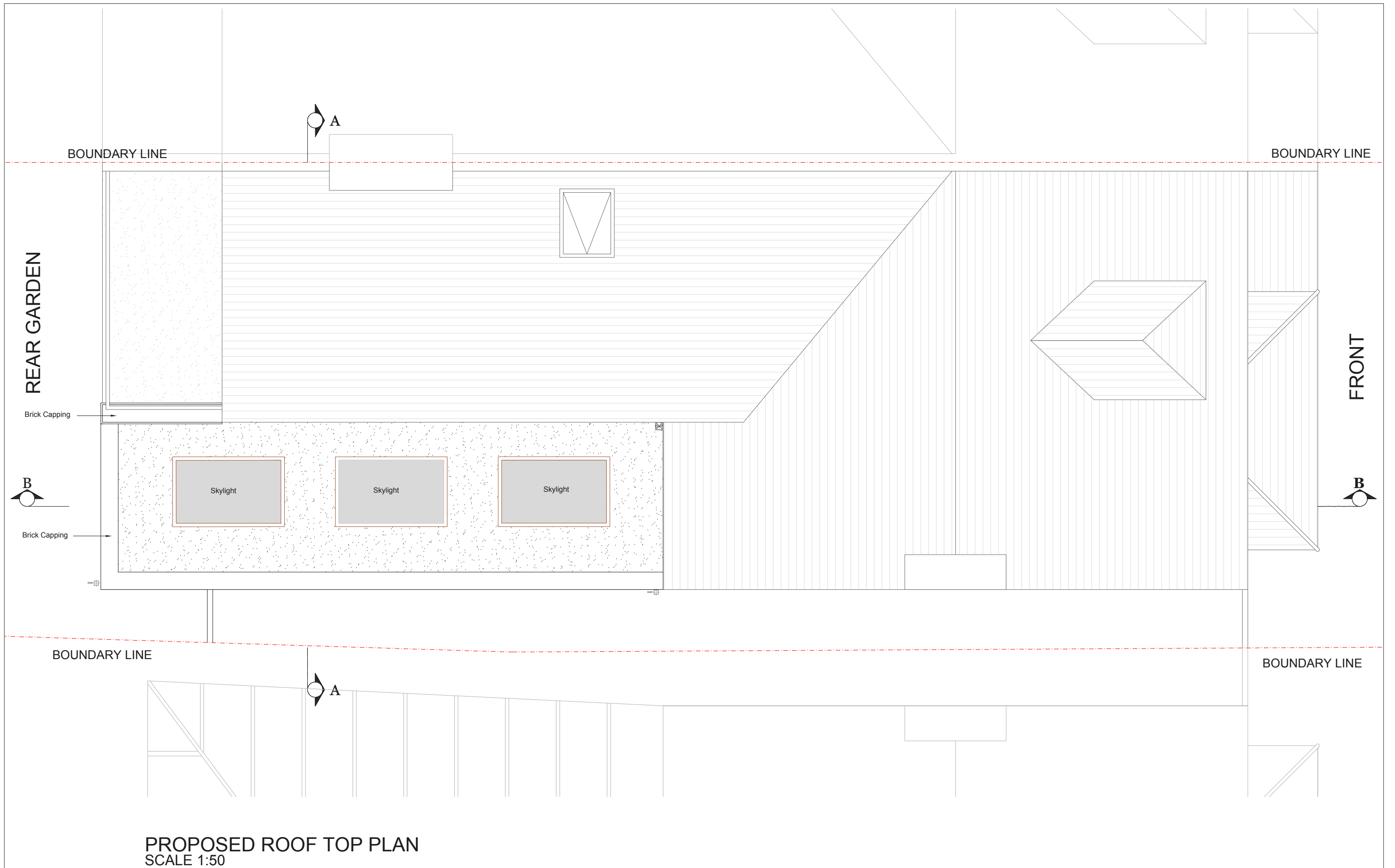


PROPOSED GROUND FLOOR PLAN
SCALE 1:50

			CLIENT	KA	PROJECT	GROVE PARK SE5	SCALE	1:50@A3	DRAWING NO.	P1	REV.	
					DRAWING TITLE	PROPOSED GROUND FLOOR PLAN	DATE		DRAWN	SD		
REV	DATE	NOTES							<p>Meters @ 1:50@ A3</p>			<p>designteam the kitchen extension company</p> <p>Unit 1F 26-32 Voltaire Road London SW4 6DH</p> <p>Tel: 0207 242 5353 hello@designteamldn.com www.designteamldn.com</p>

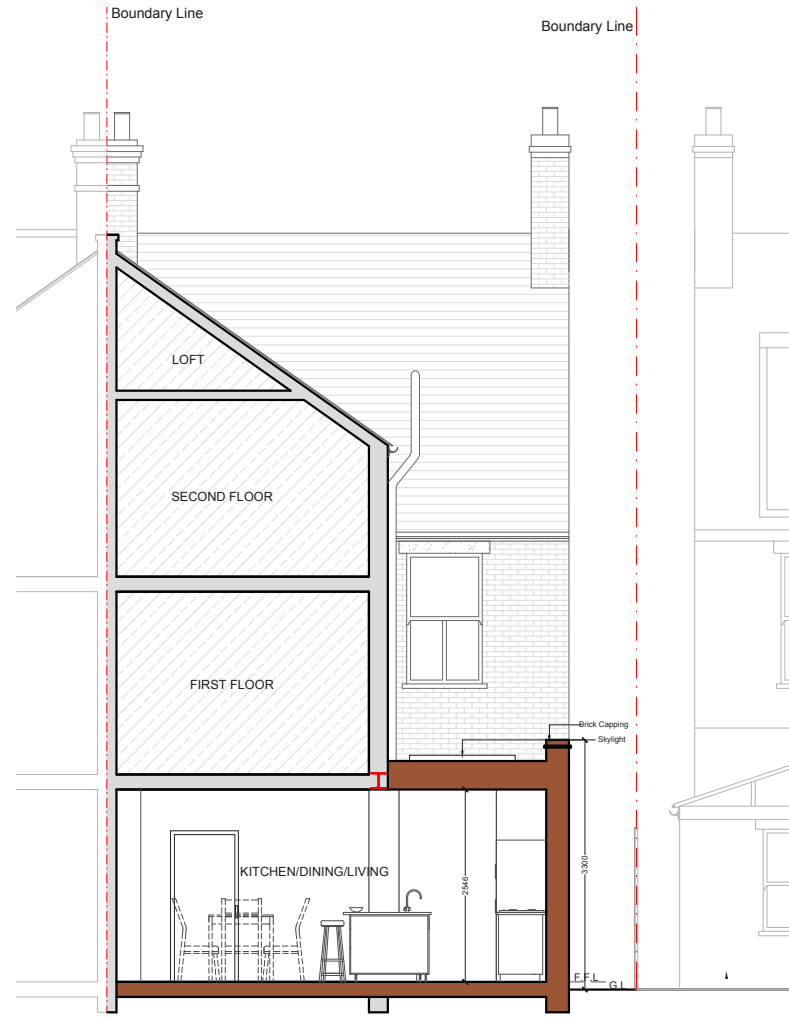


PROPOSED ROOF TOP PLAN
SCALE 1:50

			CLIENT	KA	PROJECT	GROVE PARK SE5		SCALE	1:50@A3	DRAWING NO.	P2	REV.	
					DRAWING TITLE	PROPOSED ROOF PLAN		DATE		DRAWN	SD		
REV	DATE	NOTES											
									Meters @ 1:50@ A3		the kitchen extension company Unit 1F 26-32 Voltaire Road London SW4 6DH Tel: 0207 242 5353 hello@designteamldn.com www.designteamldn.com		



PROPOSED REAR ELEVATION
SCALE 1:100



PROPOSED SECTIONAL ELEVATION AA
SCALE 1:100

REAR GARDEN



PROPOSED SIDE ELEVATION
SCALE 1:100

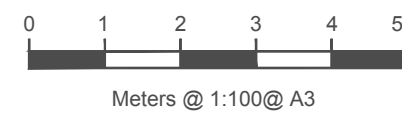
REV	DATE	NOTES

CLIENT	KA
--------	----

PROJECT	GROVE PARK SE5
DRAWING TITLE	PROPOSED SECTION AND ELEVATIONS

SCALE	1:100@A3
DATE	DRAWN SD

DRAWING NO.	P3
REV.	



designteam
the kitchen extension company
Unit 1F
26-32 Voltaire Road
London SW4 6DH
Tel: 0207 242 5353
hello@designteamldn.com
www.designteamldn.com