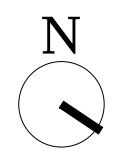


No. 23

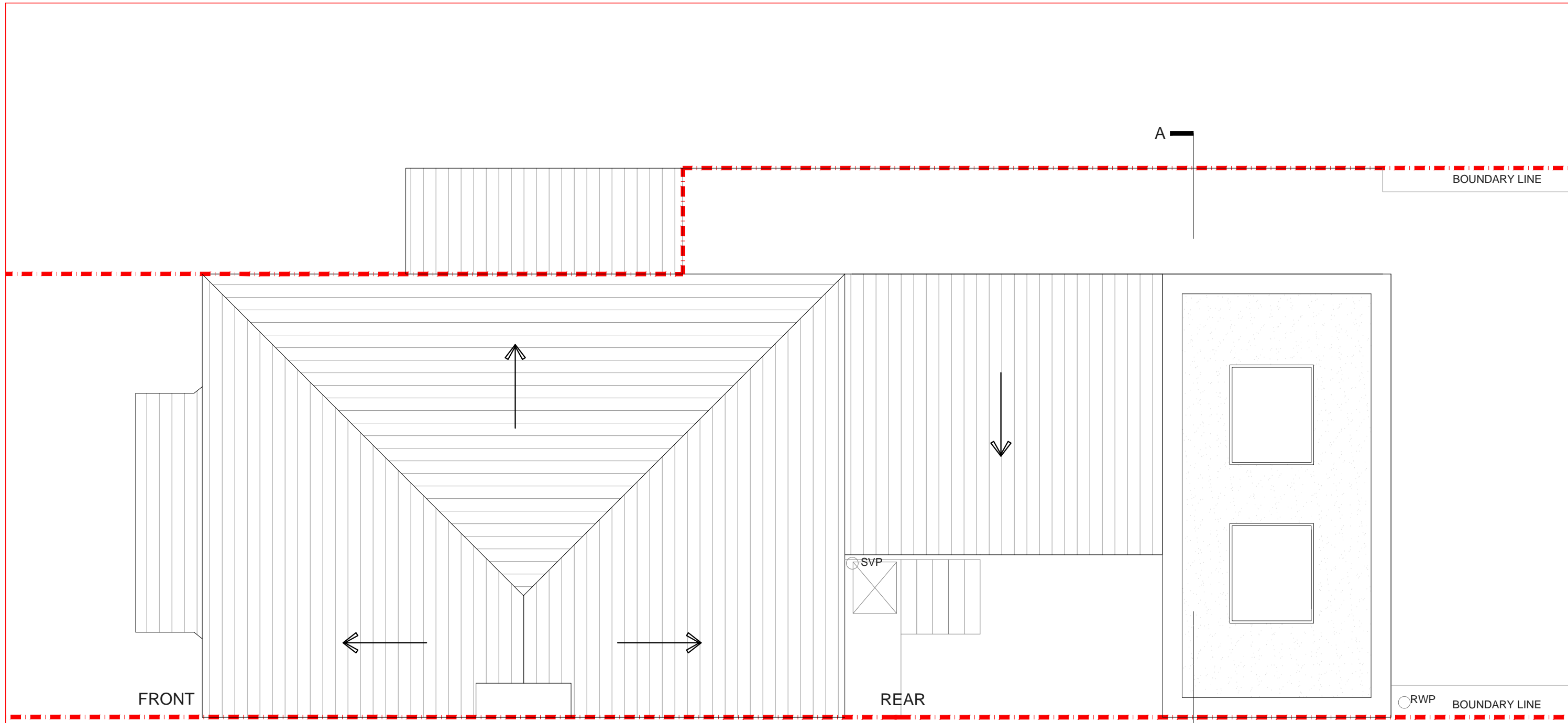
No. 27

PROPOSED GROUND FLOOR PLAN
SCALE 1:50

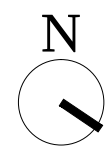


			CLIENT	P & S S	PROJECT	DIGBY CRESCENT N4	SCALE	1:50@A3	DRAWING NO.	REV.	
							DATE	04-06-15	DRAWN	LD	PG-01
					DRAWING TITLE	PROPOSED GROUND FLOOR PLAN	<p>Meters @ 1:50@ A3</p>				
REV	DATE	NOTES	<small>DRAWINGS TO BE READ IN CONJUNCTION WITH RELEVANT DRAWING AND SPECS. FIGURED DIMENSIONS ONLY. DIMENSIONS SHOULD NOT BE RELIED UPON FOR THE PURPOSES OF ORDERING MATERIALS OR PLACING SUB-CONTRACT ORDERS, OR THE PLACEMENT OF ORDERS WITH THIRD PARTIES. THIRD PARTY SUPPLIERS TO TAKE THEIR OWN SITE MEASUREMENTS. IN THE EVENT THAT A CONTRACTOR OTHER THAN BUILD TEAM HOLBORN LIMITED IS APPOINTED TO EXECUTE THE WORKS, BUILD TEAM HOLBORN LIMITED ACCEPT NO LIABILITY WHATSOEVER FOR THE SPECIFICATION, CALCULATION OR OTHER STRUCTURAL OR NON-STRUCTURAL INFORMATION AS IT SO EXISTS PERTAINING TO THE PROPOSED WORKS CONTAIN HEREWITH.</small>								

C:\Users\DesignTeam\Desktop\Build Team\Marketing\VI Logo etc\New Logo (Nov 2013)\New Logo_1M1_1F.jpg



PROPOSED ROOF PLAN
SCALE 1:50



			CLIENT	P & S S	PROJECT	DIGBY CRESCENT N4	SCALE	1:50@A3	DRAWING NO.	REV.	<small>C:\Users\DesignTeam\Drawings\Build Team\Marketing\VI Logo etc\New Logo (Nov 2013)\New Logo_1311_07.jpg</small>	
							DATE	21-09-15	DRAWN	LD		PG-02
					DRAWING TITLE	PROPOSED ROOF PLAN	<p>Meters @ 1:50 @ A3</p>					
REV	DATE	NOTES	<small>DRAWINGS TO BE READ IN CONJUNCTION WITH RELEVANT DRAWING AND SPECS. FIGURED DIMENSIONS ONLY. DIMENSIONS SHOULD NOT BE RELIED UPON FOR THE PURPOSES OF ORDERING MATERIALS OR PLACING SUB-CONTRACT ORDERS, OR THE PLACEMENT OF ORDERS WITH THIRD PARTIES. THIRD PARTY SUPPLIERS TO TAKE THEIR OWN SITE MEASUREMENTS. IN THE EVENT THAT A CONTRACTOR OTHER THAN BUILD TEAM, HOLBORN LIMITED IS APPOINTED TO EXECUTE THE WORKS, BUILD TEAM HOLBORN LIMITED ACCEPT NO LIABILITY WHATSOEVER FOR THE SPECIFICATION, CALCULATION OR OTHER STRUCTURAL OR NON-STRUCTURAL INFORMATION AS IT SO EXISTS PERTAINING TO THE PROPOSED WORKS CONTAIN HERewith.</small>									



FRONT
PROPOSED SIDE ELEVATION
 SCALE 1:100

REAR
 BLACK uPVC DOWNPIPE
 3 PANEL BI-FOLD DOORS
 LONDON STOCK BRICK TO MATCH EXISTING
PROPOSED REAR ELEVATION
 SCALE 1:100

ARCHITECTURAL FLAT NEO ROOFLIGHT
 BLACK ALUMINIUM FRAME DOOR LEADING TO EXTERNAL COURTYARD
PROPOSED SECTION
 SCALE 1:100

			CLIENT	P & S S	PROJECT	DIGBY CRESCENT N4	SCALE	1:100@A3	DRAWING NO.	REV.	
							DATE	21-09-15	DRAWN	LD	PG-03
					DRAWING TITLE	PROPOSED ELEVATIONS AND SECTIONS	<p>Meters @ 1:100 @ A3</p>				
REV	DATE	NOTES	<small>DRAWINGS TO BE READ IN CONJUNCTION WITH RELEVANT DRAWING AND SPECS. FIGURED DIMENSIONS ONLY. DIMENSIONS SHOULD NOT BE RELIED UPON FOR THE PURPOSES OF ORDERING MATERIALS OR PLACING SUB-CONTRACT ORDERS, OR THE PLACEMENT OF ORDERS WITH THIRD PARTIES. THIRD PARTY SUPPLIERS TO TAKE THEIR OWN SITE MEASUREMENTS. IN THE EVENT THAT A CONTRACTOR OTHER THAN BUILD TEAM HOLBORN LIMITED IS APPOINTED TO EXECUTE THE WORKS, BUILD TEAM HOLBORN LIMITED ACCEPT NO LIABILITY WHATSOEVER FOR THE SPECIFICATION, CALCULATION OR OTHER STRUCTURAL OR NON-STRUCTURAL INFORMATION AS IT SO EXISTS PERTAINING TO THE PROPOSED WORKS CONTAIN HEREWITH.</small>								

C:\Users\DesignTeam\Desktop\Build Team\Marketing\11 Logo etc\New Logo Draw 2013\New Logo_Edith LF.jpg